

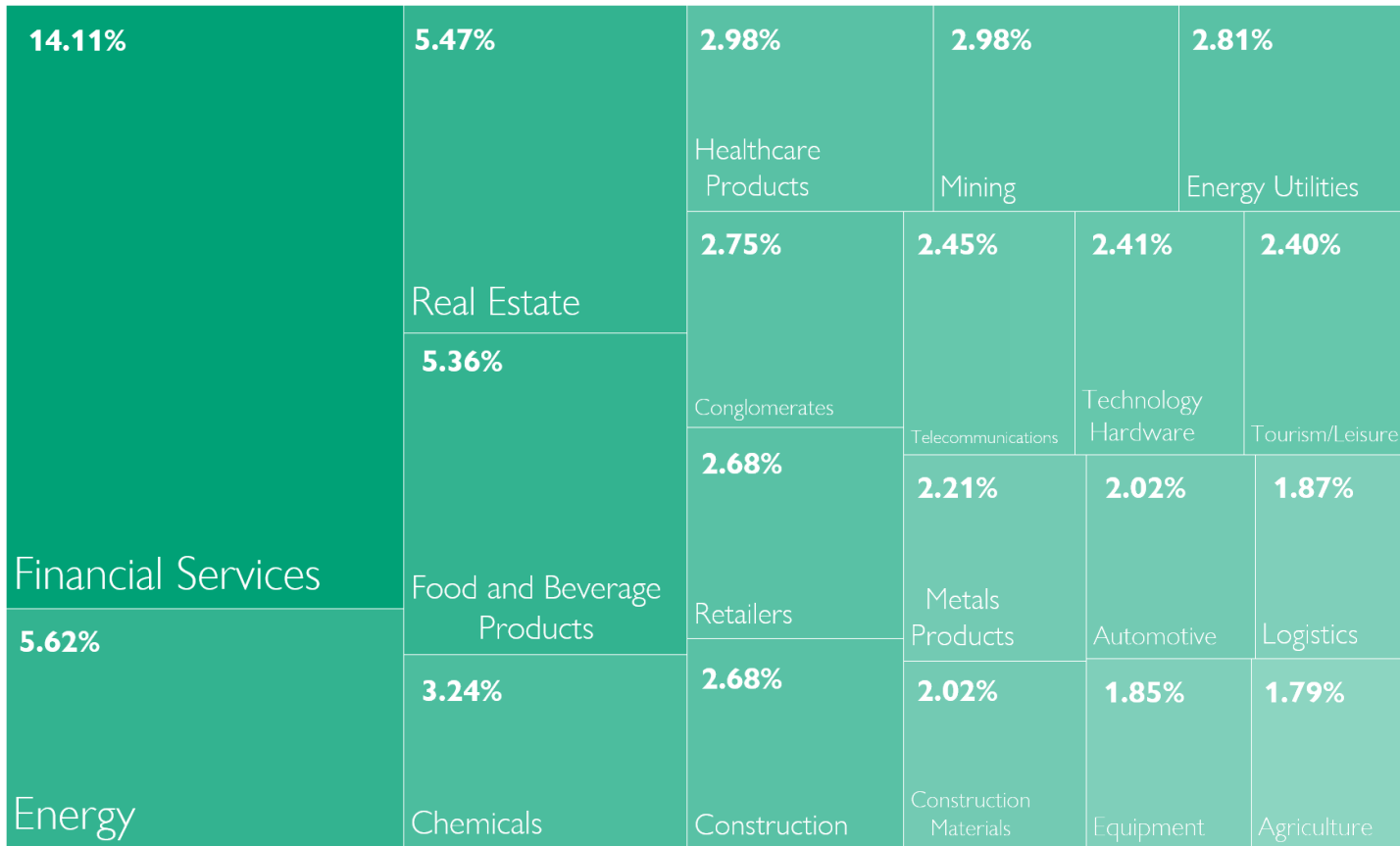
Sustainability Reporting: Sectors and Organization Types

Trendspotting: February 2020 edition



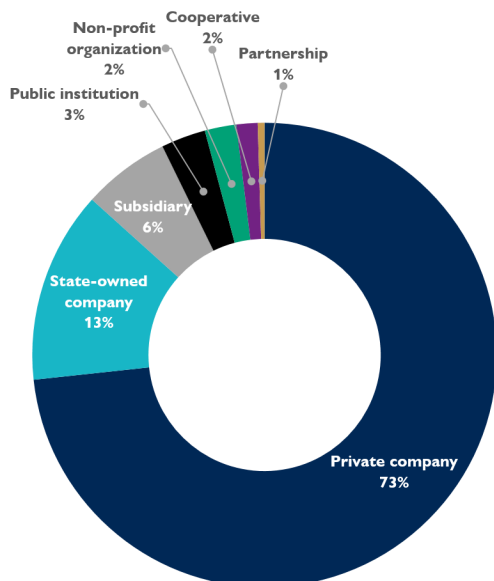
Top 20 Reporting Sectors

Reports from the first 20 sectors as a % of all sustainability reports in the database.



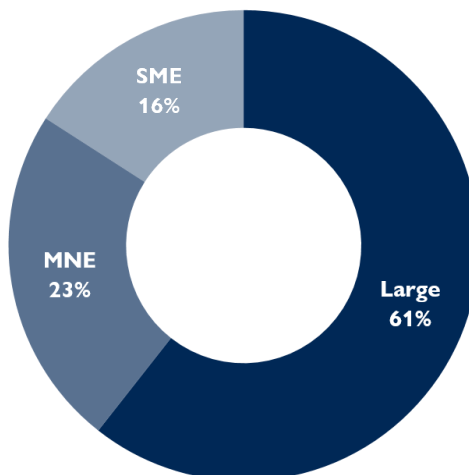
Reports by organization type

Breakdown of organization type as a % of all sustainability reports in the database.



Reports by organization size

Breakdown of organization size as a % of all sustainability reports in the database.



There are three times more reporting companies that are listed than non-listed.

72% of large companies that made use of the GRI Standards prepared their report in accordance with the GRI Standards: Core option.

Likewise, the majority of SMEs that made use of the GRI Standards prepared their report in accordance with the GRI Standards: Core option. However, SMEs were more likely to produce a GRI-referenced report than large companies and MNEs.

An exclusive benefit of GRI Community membership.

www.globalreporting.org/network/Community

Disclaimer

Information covers reports with publication year 2018. The list of sectors does not include organizations that have chosen 'Other' as their sector. Information derives from GRI's Sustainability Disclosure Database. The Database captures reports that GRI is aware of at any point in time. GRI tracks reports by publication year. Report registration is an ongoing and voluntary process. Numbers are subject to change and are not exhaustive.